


20
26

»»» Gillfor.com



GILLFOR

DECK &
FENCE
PROGRAM

+
EARLY
BUYING GUIDE

› **TimberTech**

› **CEDAR**

CANADIAN DECKING MARKET

DECKING SALES 2025 BREAKDOWN BY MATERIAL

FORECASTED GROWTH 2025 - 2031

Material	2025 Market Share	2025 Revenue	Growth Forecast (CAGR)	2030 Projected Revenue	Trends
WOOD	41%	\$161,417,000	+ 5%	\$209,967,620	<ul style="list-style-type: none"> - Pressure-treated wood remains dominant. - Growth in thermally modified and acetylated wood for sustainability. - DIY installations and affordability drive demand.
COMPOSITE	30%	\$118,100,000	+ 13.5%	\$222,448,358	<ul style="list-style-type: none"> - Capped composite products lead growth. - Strong adoption in residential patios and balconies. - Recycled content and long lifespan appeal to eco-conscious consumers.
PVC	14%	\$40,000,000	+ 9%	\$61,544,958	<ul style="list-style-type: none"> - Preferred for moisture-prone areas. - High tensile and flexural strength. - Popular in residential and commercial projects.

APPLICATION INSIGHTS

81%

Residential

Dominates with **81% share**, driven by backyard renovations and outdoor living trends.

19%

Commercial & Industrial

Growing steadily, especially in hospitality and marine sectors.

KEY MARKET DRIVERS

- Government infrastructure investments.
- Consumer preference for sustainable, low-maintenance materials.



COMPOSITE IN A CLASS OF ITS OWN, WITH UNMATCHED WOOD LOOKS

- **Durable** - Won't split, splinter, or rot
- **Low Maintenance** - No sanding, staining, or sealing - ever
- **Fade Resistant** - Maintains its rich colour for decades*
- **Moisture Resistant** - Protect from mold, mildew, and rot
- **Warranty Protection** - 30- and 25-Year Limited Warranties that vary by collection**
- **Sustainable** - Made from approximately 85% recycled materials

OUR MOST REALISTIC WOOD LOOKS WITH UNPARALLELED PERFORMANCE

- **Top-Rated Fire Resistance** - Ignition Resistant designation, Class A Flame Spread Rating, and/or WUI Compliant
- **Sustainable** - Made from approximately 60% recycled materials
- **Super Durable** - Highly moisture-resistant & won't splinter, crack, peel, or rot
- **Low Maintenance** - No sanding, staining, or sealing - ever
- **Fade Resistant** - Maintains its rich colour for decades*
- **Friendlier To Bare Feet** - Splinter free and up to 40% better traction than the competition
- **Cool Touch Technology** - Up to 30° cooler than the competition**
- **Industry-Leading Warranties** - 50-Year Fade & Stain and Limited Lifetime Product Warranties
- **Design Versatility** - Multiwidth Decking options and heat-bending capabilities



Reserve Collection in Reclaimed Chestnut™

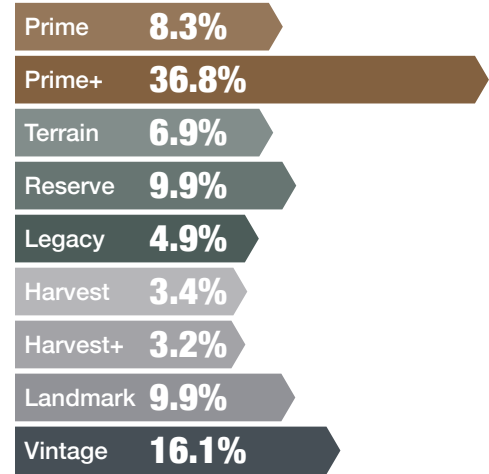
*Depending on environmental conditions, TimberTech Composite Deck colours may appear to change over time as part of the natural weather process consistent with the warranty guarantees where applicable.

**TimberTech Prime+, Prime, and Premier Collections are covered by a 25-Year Limited Product Warranty and a 25-Year Fade & stain Limited Warranty. The proprietary capping on the Prime+, Prime, and Premier Collections does not feature Mold Guard Technology.

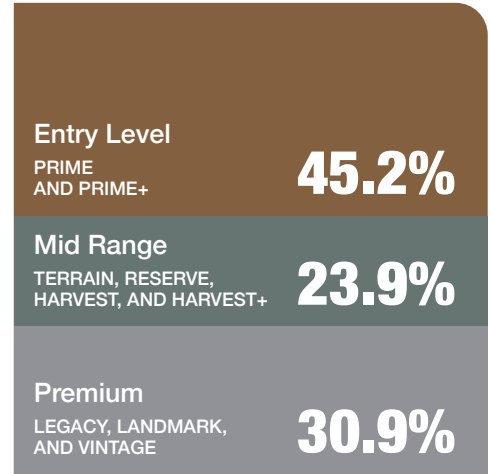


GILLFOR PROGRAM SALES 2025

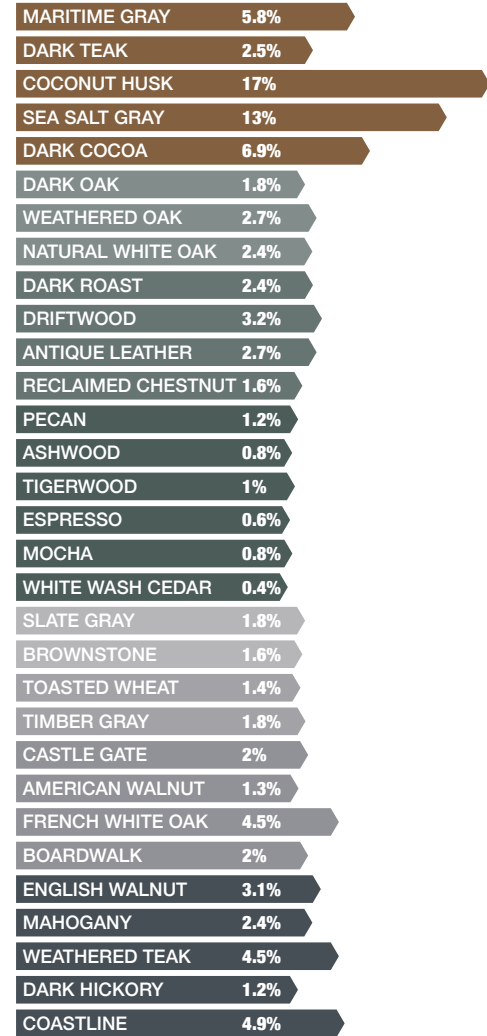
SALES BY COLLECTION




SALES BY PRICE POINT



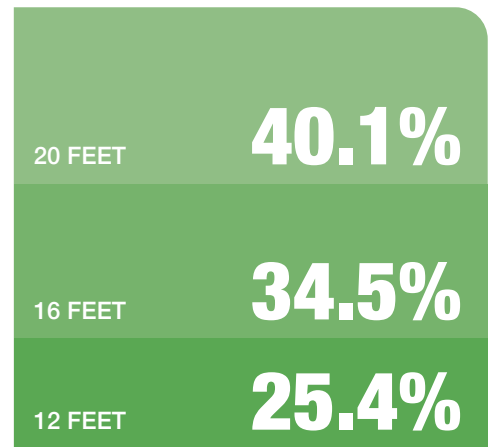
SALES BY COLOUR



SALES BY COLOUR GROUP



SALES BY BOARD LENGTH



STOCKING DEALER BENEFITS

In-Season Price Advantages

- Earn up to 15% more margin \$ on every sale!
- The ability to be competitive on every job!

Truckload Dealer Incentives & Rebates

- Earn up to \$6,300 CAD in rebates on Full Truckloads!
- Up to 4.5% year end rebate on total yearly purchases!

Return On Investment

UP TO **35% MARGIN OPPORTUNITY** ON EARLY BUY STOCK

Inventory Protects Against Lost Sales

- Available for cash & carry
- Greater pricing flexibility

Established Decking Destination Dealer

- Recognized expert
- 1st contact from consumers

Increase Contractor Sales

- Product readily available
- Listed on manufacturers website as trusted partner

IN 2025 NEW STOCKING DEALERS

INCREASED SALES

128%

ON AVERAGE

NATIONAL STOCKING PROGRAM 2026

TimberTech COMPOSITE BY AZEK

All the benefits of composite decking at an economical price.



Better style, performance and technology than other composite products.



EDGE PRIME	DARK TEAK	EDGE PRIME+	SEA SALT GRAY	COCONUT HUSK
	MARITIME GRAY		DARK COCOA	
TERRAIN+	DARK OAK	RESERVE	DARK ROAST	RECLAIMED CHESTNUT
	WEATHERED OAK		DRIFTWOOD	
	NATURAL WHITE OAK		ANTIQUE LEATHER	
LEGACY	PECAN	TIGERWOOD	MOCHA	
	ASHWOOD	ESPRESSO	WHITWASH CEDAR	

TimberTech ADVANCED PVC BY AZEK

Unrivaled design & performance. The most beautiful, longest lasting wood alternative available.



HARVEST	SLATE GRAY	HARVEST+	TOASTED WHEAT	
	BROWNSTONE		TIMBER GRAY	
LANDMARK	CASTLE GATE	FRENCH WHITE OAK		
	AMERICAN WALNUT	BOARDWALK		
VINTAGE	ENGLISH WALNUT	WEATHERED TEAK	COASTLINE	
	MAHOGANY	DARK HICKORY		

EARLY BUY TRUCKLOAD PROGRAM 2026

QUALIFY FOR A TRUCKLOAD DISCOUNT

- All orders must be placed by December 5, 2025 to receive a rebate.
- Full truckloads = 43,000 lbs | 1/2 Truckloads = 22,500 lbs
- Truckload discounts apply to re-buys for participating direct truckload early buy dealers. Rebuy truckloads must ship factory direct prior to August 31, 2026.
- There are no rebates on truckload or 1/2 truckloads of EDGE Prime.

Truckloads 1-9	Truckload Rebate
Full Truck of PVC or Legacy	\$5,000 CAD
Mixed Truck of Terrain, Reserve, Legacy, Harvest, Landmark, Vintage	\$4,000 CAD
Full Truck of Prime+	\$3,000 CAD
1/2 Truck (excluding Prime)	50% of above rebates

10 or more truckloads = an additional \$1,300 CAD

if ordered by December 5, 2025 & shipped by end of March 2026

QUALIFY FOR A YEAR END REBATE

- Must order at least 1/2 truckload during the Early Buy Period to qualify.
- Year End Rebate is based on total year net purchases including Azek direct truckload purchases and Gillfor warehouse orders.
- EDGE Prime purchases count toward the year end rebate

Annual Purchases	Rebate %
\$2M+	3%
\$1M-\$2M	2%
\$500K-\$999K	1%
\$100K-\$499K	0.5%

QUALIFY AS A FULL LINE SUPPORTING DEALER

- Requires minimum full truckload to qualify (excluding EDGE Prime).

Earn an Additional Year End Rebate

Purchase a minimum of each to qualify

✓ \$8K of Fasteners

✓ & \$20K in Rail

+1.5% Rebate

ORDER DEADLINE : DECEMBER 5, 2025



EARLY BUY ORDERING GUIDE 2026

Board Profiles



Scalloped Bottom - Grooved Edge



Full Thickness - Grooved Edge



Solid (Square) Edge
*Scalloped or full thickness boards

Fasteners

Azek TOPLoc	Colour	Dark Brown	Dark Gray	Brown	Light Gray	Light Tan
	Brownstone					
	Slate Gray					
	Toasted Wheat					
	Timber Gray					
	French White Oak					
	American Walnut					
	Castle Gate					
	Coastline					
	Dark Hickory					
	English Walnut					
	Mahogany					
Weathered Teak						



CONCEALoc®

used with all TimberTech grooved shoulder boards



EDGELoc

used with TimberTech Edge grooved shoulder boards
*only for use with TimberTech Edge



Cortex®

Hidden Face Fastener w/ Colour Matched Plugs
*Cannot be used with the EDGE or Terrain



TOPLoc™


Colour Coded Face Fastener
*Required fastener for EDGE & Terrain
Colour Coded Fascia Fastener
*TOPLoc Fascia bit sold separately

Timbertech TOPLoc	Colour	Gray	Teak	Walnut	Dark Gray	Light Gray	Ivory
	Dark Teak						
	Maritime Gray						
	Coconut Husk						
	Dark Cocoa						
	Sea Salt Gray						
	Antique Leather						
	Dark Roast						
	Driftwood						
	Mocha						
	Pecan						
	Tigerwood						
	Ashwood						
	Espresso						
	Whitewash Cedar						

Truck Weight Planning



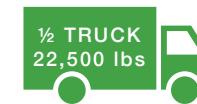
PRIME & TERRAIN
12 ft Grooved - 1,592 lbs
16 ft Grooved - 2,114 lbs
20 ft Grooved - 2,636 lbs
20 Ft Solid - 2,764 lbs
12 ft Fascia Board - 1,347 lbs
12 ft Riser Board - 1,126 lbs



RESERVE & LEGACY
12 ft Grooved - 1,970 lbs
16 ft Grooved - 2,618 lbs
20 ft Grooved - 3,266 lbs
20 Ft Solid - 3,448 lbs
12 ft Fascia Board - 1,347 lbs
12 ft Riser Board - 1,126 lbs



HARVEST, LANDMARK & VINTAGE
12 ft Grooved - 1,202 lbs
16 ft Grooved - 1,601 lbs
20 ft Grooved - 2,002 lbs
20 Ft Solid - 2,085 lbs
12 ft RimJoist - 660 lbs



LIFT SIZES

Deck Board = 64 pcs/lift
Fascia Board = 30 pcs/lift
Riser Board = 42 pcs/lift
RimJoist (PVC) = 36 pcs/lift

WESTERN RED CEDAR

ARCHITECTURAL EVOLUTION TOWARD BIOPHILIA

- Research proves that “greenness” has a measurable impact on occupants.
- And not just in residential applications...
- In retail and hospitality, it enhances customer experience.
- In healthcare, it contributes to faster healing.
- In workspaces, it promotes productivity and boosts morale.

As urbanization continues, factoring these benefits into modern design is more crucial than ever.




NATIONAL STOCKING PROGRAM 2026



Platinum+ S4S EE Decking and Fencing
 5/4x5, 5/4x6, 2x4, 2x6 and 1x6 S4S Boards
 All lifts include bottom protection.
Grade Standard:

- STK
- no-rot, no-wane
- 4-square
- KD (14-16% moisture)
- Eased-Edge



Platinum+ S4S EE Wides
 2x8, 2x10 and 2x12
 All lifts include bottom protection.
Grade Standard:

- Interior or coastal fibre
- no-rot, no-wane
- 4-square



Platinum+ Squares
 4x4 and 6x6 S4S
 4x4 Free of Heart Centre (FOHC): 70% or better
 4x4 Heart Centre (HC): 100%
 6x6 Free of Heart Centre (FOHC): 70% or better
 6x6 Heart Centre (HC): 100%
 All lifts include bottom protection.
Grade Standard:

- Appearance STK
- no-rot, no-wane
- 4 square



Gold Select
 1" S1S2E board, 4", 6" and 8" rough timbers
 All lifts include bottom protection.
Grade Standard:

- Appearance STK grade
- no-rot, no-wane
- 4-square


Product Lift Sizes	Trim Boards	Lift Size	Dimensional	Lift Size	Patterns & Siding	Lift Size
		1x2 S1S2E	840	2x2 S4S GRN	480	1x4 T&G STK KD (RL 6-16)
	1x3 S1S2E	576	2x4 S4S KD	130	1x4 T&G CLR KD (RL 6-16)	1000 FBM
	1x4 S1S2E	416	2x8 S4S	48	1x4 T&G CLR (RL 6-16)	1000
	1x8 S1S2E	192	2x10 S4S	40	1x6 T&G STK KD (6)	240
	1x10 S1S2E	160	2x12 S4S	32	1x6 T&G STK KD (RL 6-16)	1200 FBM
	1x12 S1S2E	128			1x6 T&G CLR KD (RL 6-16)	1000 FBM
			Fence	Lift Size	1x8 Bevel (RL 6-16)	2500 FBM
	Decking	Lift Size	1x6 S1S2E (4'-12')	256	1x4 T&G STK KD (PTL 8-20)	690
	5/4 x 4 KD	208	1x6 S4S (5'-12')	180	1x6 T&G STK KD (PTL 8-20)	240
	5/4 x 5 KD	330			1x8 Bevel (PTL 6-16)	288
	5/4 x 6 KD	135	Squares	Lift Size	1x8 Channel	192
	2x6 S4S KD	90	4x4 S4S (70%+ FOHC)	52		
			4x4 S4S HC (100%)	52		
			6x6 S4S (70%+ FOHC)	16		
			6x6 S4S HC (100%)	16		

RL = Random Length
 PTL = Pull-To-Length


*Disclaimer: Some products may not be available in your region.

SALES METRICS 2025

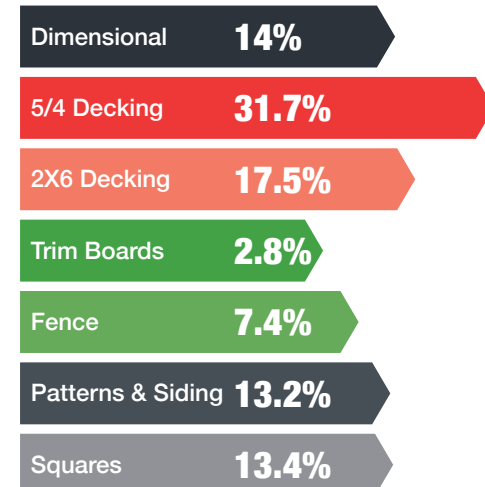
SALES BY LENGTH



DIMENSIONAL SALES BY WIDTH



SALES BY COLLECTION



Booking Advantage

- Dedicated allocation of product in time for the season
- Protect against any price increases in season
- Be competitive with the Box Stores
- Complete your deck and fence solution by having Western Red Cedar as a premium real wood offering

EARN UP TO **10% SAVINGS** ON EARLY BUY STOCK

IN 2025 STOCKING DEALERS

INCREASED DECKING AND FENCING SALES

62% ON AVERAGE



NEW PRODUCT BOOKINGS

SYLVABOARD™ BY FRASERVIEW

Sylvaboard™ is Fraserview Cedar's premium line of engineered wood products made from Western Red Cedar, Western Hemlock, and Douglas Fir. Designed for interior and exterior applications, the products combine natural beauty with sustainability and long-term performance. The brand's motto is: "Inspired by Nature. Crafted for the Future."

Key Features

SUSTAINABILITY

- Finger-jointed, edge-glued backer boards topped with vertical-grain veneers.
- Uses up to **10x fewer old-growth trees** compared to traditional solid cedar.
- PEFC and EUDR certified (responsible forestry and traceability).

DURABILITY

- Naturally resistant to rot, decay, and insects.
- Backed by a 10-Year Limited Warranty.

LOW WASTE MANUFACTURING

- Maximizes yield by repurposing wood fiber that would otherwise be discarded.

Certifications

- CARB – ultra-low formaldehyde emissions.
- PEFC – sustainable forest management.

Warranty Highlights

- **10-Year Limited Warranty** (covers veneer separation, joint/edge failures).
- Proper storage, installation, and maintenance required.
- Excludes weathering, improper handling, pests, or natural disasters.



Product Lines

Paneling (Cedar, Hemlock, Douglas Fir)

- 3mm vertical-grain veneer on engineered backer board.
- Custom sizes available.
- Suitable for saunas, interiors, exteriors.

Western Red Cedar Fascia

- Range of sizes (1x4 to 2x12).
- Raw or double-primed with Sherwin-Williams coatings.

Western Red Cedar Bevel Siding

- Sizes from ½" x 4 up to ¾" x 10.
- Lengths up to 19'.
- Raw or double-primed.



NEW PRODUCT BOOKINGS

SELKIRK PEAK FIR BOARDS

Elevate with Selkirk Peak Douglas Fir premium boards.

Douglas Fir / Natural Characteristics

- Naturally strong and resistant to wear
- Aesthetic appeal - Rich, warm grain that enhances any project

Key Features

- Kiln Dried to the highest standards by SELKIRK!
 - Moisture content 13-14%/4",6" and 15-16% in 8" and wider.
- Industry leading Selkirk S1S2E rougher head finish
- 2 Face premium grade
- Hot waxed and given THE SELKIRK SEAL of quality!

Dimensions	Nominal	Net Size	Length	PC/Unit
	1x4	0.83" x 3.5"	8 - 20'	221
	1x6	0.83" x 5.5"	8 - 20'	136
	1x8	0.83" x 7.25"	8 - 20'	102
	1x10	0.83" x 9.25"	8 - 20'	85
	1x12	0.83" x 11.25"	8 - 20'	68



BOOKING OFFER

Purchase a minimum 1 lift Selkirk Peak fir boards and get **up to 15% off PLUS NET 60 Terms.**

1-3 lifts - **5%**

3-5 lift - **10%**

5+ lifts - **15%**

WOOD



EARLY BUY PROGRAM 2026

UP TO 8-10% SAVINGS

ON TRUCKLOAD PURCHASES

- Direct truck loads will be quoted on as needed basis.
- Max. 2 products per TL only. Ex. 5/4x6 and 2x6
- Truckload Volume = 50,000 to 55,000 FBM
- Please provide tallies and quantities in order to quote pricing.

EARLY BUY DISCOUNTS*

2% - Entry level (minimum 1-3 lifts)

3% - \$20K to \$40K

4% - \$40K to \$50K

5% - \$50K+

*Only applicable on Decking and Fencing products (2x4, 2x6, 5/4x6, 1x6, 2x8, 2x10, 2x12, 4x4 and 6x6), Sylvaboard, Peak Fir

Prices as presented on the price pages.
Booking Terms: Net June 1.
Prices subject to change.

ORDER DEADLINE : DECEMBER 15, 2025



NEW PRODUCT BOOKINGS



FENCE PANEL OFFERS


METAL HYBRID FENCING

Specifications	Size	4x8, 5x8, 6x8
	Frame	2x4 Pre-Stained
	Boards	26 Gauge Black Corrugated Metal
	Kickboard	2x6 Pre-stained



SQUARE OR DIAGONAL TOP PANEL

Specifications	Size	68" x 96"
	Rails	2x4 S4S
	Board Size	1x6 T&G
	Lattice	2.5" spacing
	Kickboard	2x4 or 2x6 options available
	Weight	Approx. 100 lbs




HORIZONTAL FENCE PANEL

Specifications	Size	72" x 72"
	Rails	2x3 S4S
	Board Size	1x2 and 1x4
	Spacing	3/4"
	Weight	Approx. 50 lbs



WIRE MESH PANEL (HOG FENCE)

Specifications	Size	48" x 96"
	Frame	2x3 S4S
	Mesh	Black Metal
	Spacing	4" Squares
	Weight	Approx. 30 lbs



Some products not available in all regions.